

Effective Strategies for Statewide GEAR UP Program Evaluation

Darlene Cole & Urban Pelicon ~ CoBro Consulting

Decker Sanders, Carina Davio & Amy Kernin-Laye ~ GEAR UP Idaho

Effective Strategies for Statewide GEAR UP Program Evaluation

Overview

- Evaluation Partners
 - GEAR UP Idaho
 - CoBro Consulting
- Primary Evaluation Responsibilities
 - Coordination of data collection & data management
 - Department of Education mandated reports
 - Survey design, data analysis & results reporting
- Evaluation Challenges and Solutions
- Program Outcomes
- Keys to Success



GEAR UP Idaho

- Statewide Program
- Award Period: July 2006–July 2012
- Total Award: \$17.7 Million
 - \$2.96M Annually
 - \$1.52M Scholarships
 - \$1.3M Operating Budget
- Cohort Student Model
 - Three cohorts
 - Currently 9th, 10th, & 11th graders
- 6,581 Students Served To-Date



GEAR UP Idaho

Our Goals:

- Improve academic performance and preparation for post-secondary education within the GEAR UP cohort classes.
- Increase rate of high school graduation and post-secondary preparation.
- Increase educational expectations of participants. Increase student and family knowledge of post-secondary options, preparation and financing.



Evaluation Partners

GEAR UP Idaho

Idaho Program Staff:

- Statewide Program Manager
- 2 Regional Coordinators
- 20 Site Coordinators
- GEAR UP Site Teams (administrators, counselors, teachers, parents)
- Tutors

Services Provided:

(schools design their own program)

- Tutoring/Mentoring
- Dependable Strengths
- EXPLORE/PLAN/ACT
- College Visits
- Service Learning
- Financial Aid Education
- College/Career Exploration
- Dual Credit/IDLA
- eCIS
- Family Education and Events
- Job Shadowing



Evaluation Partners

CoBro Consulting

- Program evaluation systems & services
- Data management & evaluation
- Specializing in:
 - Online student tracking/grant management systems
 - Program evaluation
 - Survey services
 - Data analysis
- Based in San Diego, CA



CoBro Consulting

Current GEAR UP clients include:

- Bellflower GEAR UP, CA
- Wenatchee GEAR UP, WA
- GEAR UP Project Lasso, CA
- Amarillo College GEAR UP, TX
- Palomar College GEAR UP, CA
- Utah's Statewide GEAR UP, UT
- GEAR UP Idaho State Program, ID
- Oklahoma Statewide GEAR UP, OK
- Eastern Arizona College GEAR UP, AZ
- Tennessee GEAR UP State Program, TN
- Rural Northern New Mexico GEAR UP, NM
- Kenai Peninsula Project Grad GEAR UP, AK
- Long Beach Unified School District GEAR UP, CA
- CUNY Middle Grades Initiative, GEAR UP, NY
- Anaheim GEAR UP, CA
- LAUSD GEAR UP, CA
- Pasadena GEAR UP, TX
- Tucson GEAR UP, AZ
- Roosevelt GEAR UP, OR
- Salinas GEAR UP, CA
- East Bay GEAR UP, CA



Primary Evaluation Responsibilities

Coordination of Data Collection & Data Management

- Requires year-round data collection
- Service participation data
 - for each student, parent, and staff
 - by service type
- Course-level academic data
- The COMPASS system...



Primary Evaluation Responsibilities

COMPASS...

The Comprehensive
Program
Assessment
System



Primary Evaluation Responsibilities

Department of Education Mandated Reports

- Annual Performance Report
 - Service, academic, & survey data
 - Focused on data tabulations
 - Narrative evaluation-related sections
- Biennial evaluation & report
 - Due every-other December
 - Focused on progress towards program objectives
 - (see APR table in Section II, 7)



Primary Evaluation Responsibilities

GEAR UP Surveys

- Form design & development
 - Students & parents
 - Additional items beyond APR-mandated
- Administration
 - Paper-based and online
 - Students: on campus; Parents: various methods
- Data processing & analysis
- Results reporting
 - For APR & biennial evaluation
 - Ad hoc reporting



Evaluation Challenges & Solutions

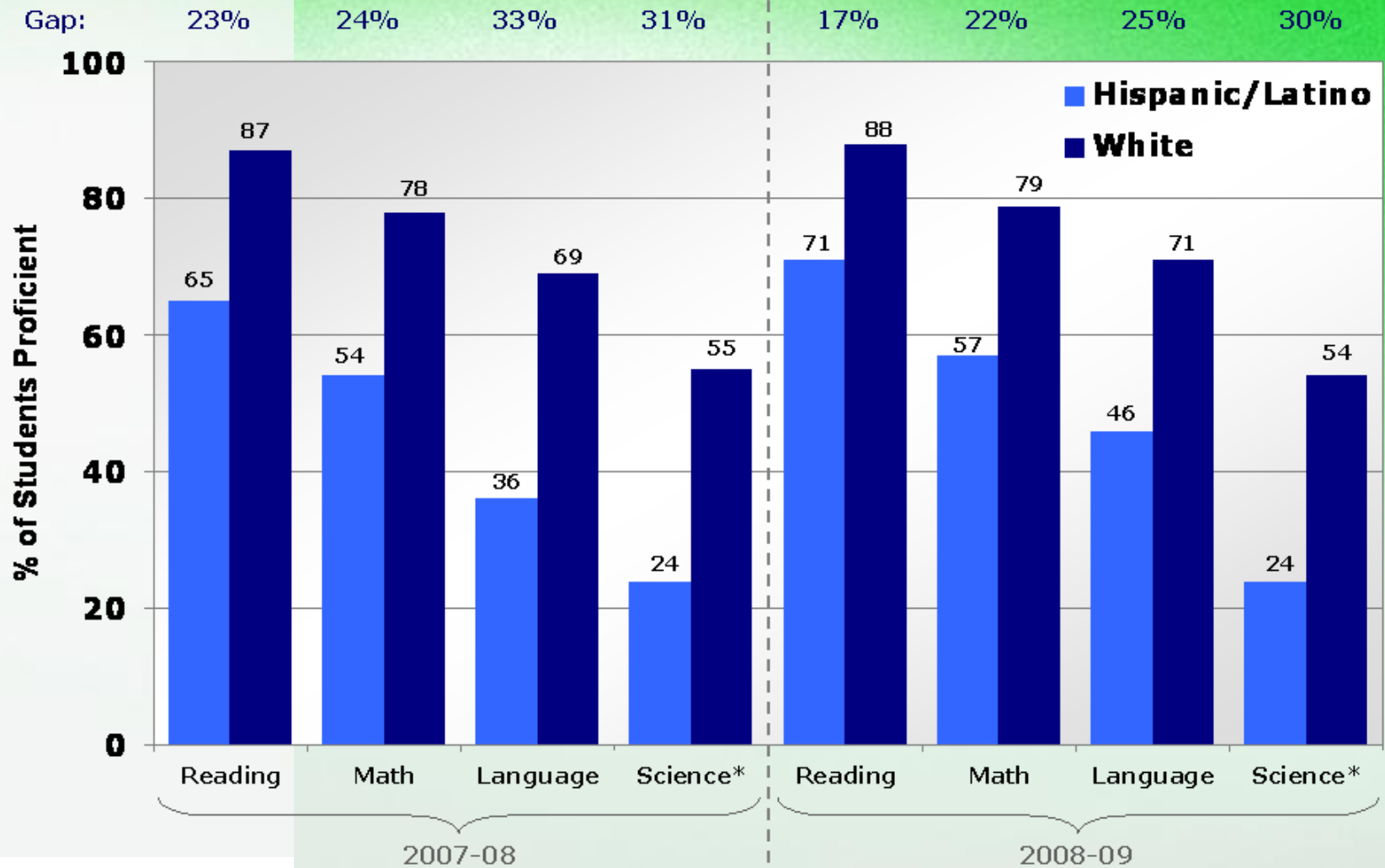
Evaluation Challenges

- Administering student surveys during lunchtime (resulting in catsup-clogged scanner!)
- Getting parents to complete surveys
- Obtaining academic data from schools/districts
- Entering data manually
- Ensuring accuracy of data

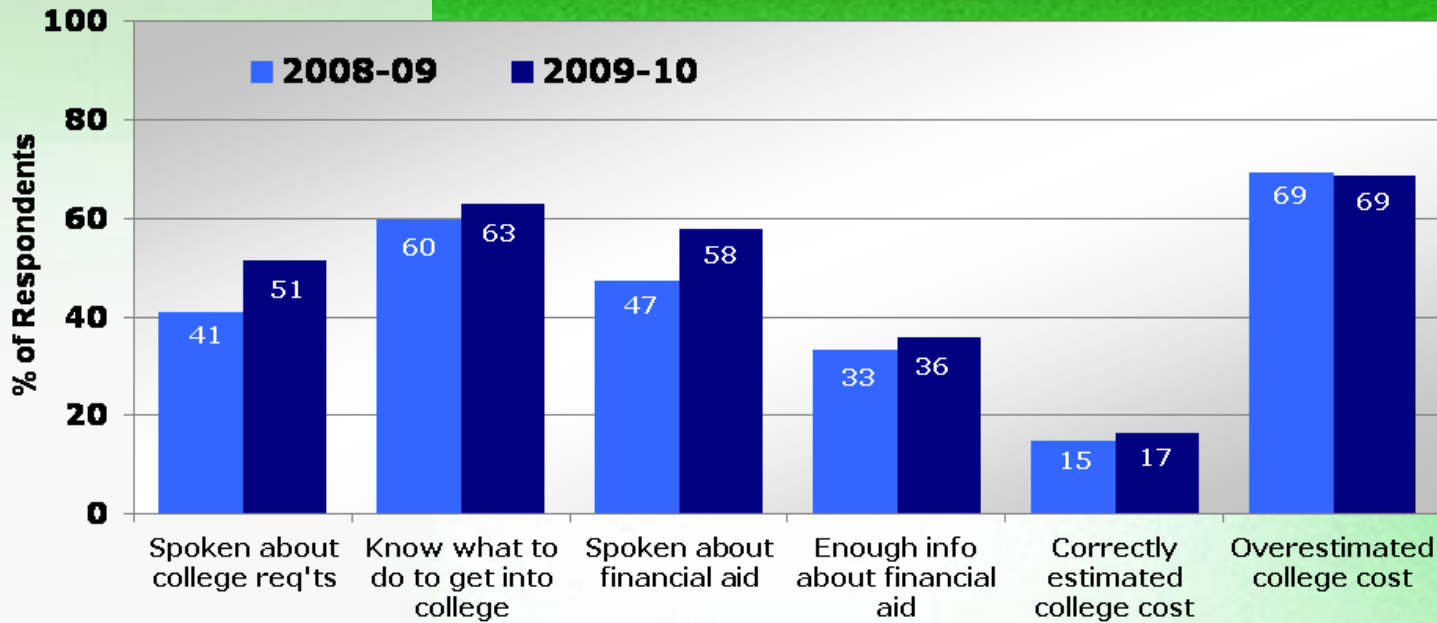


Program Outcomes

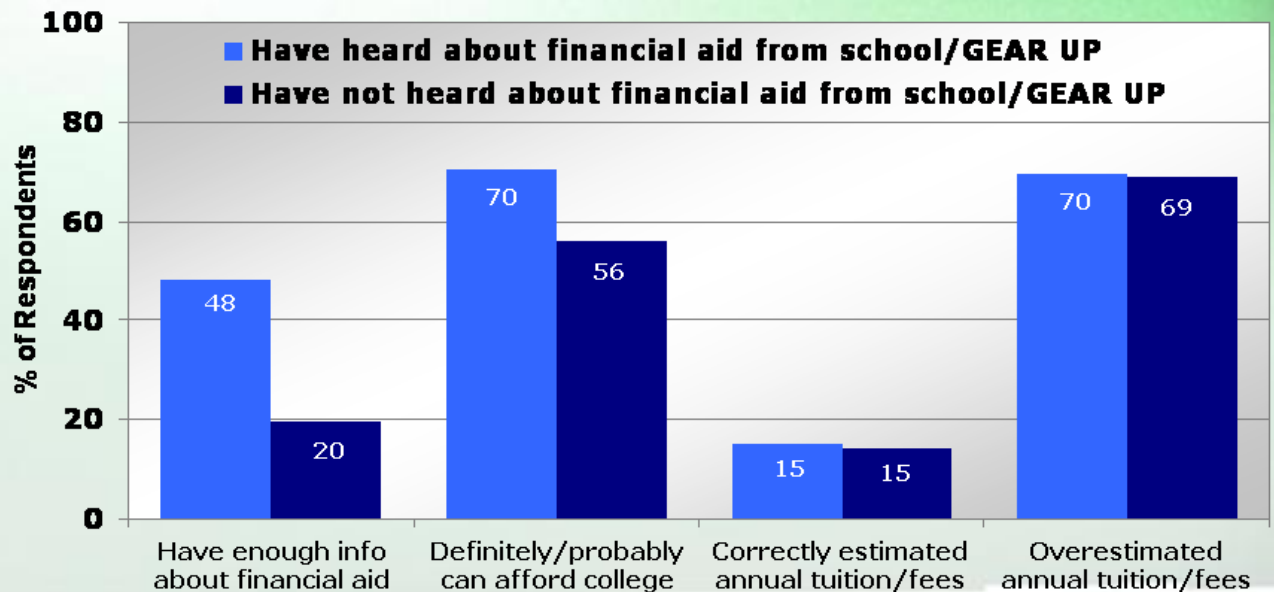
ISAT Proficiency Rates by race/ethnicity



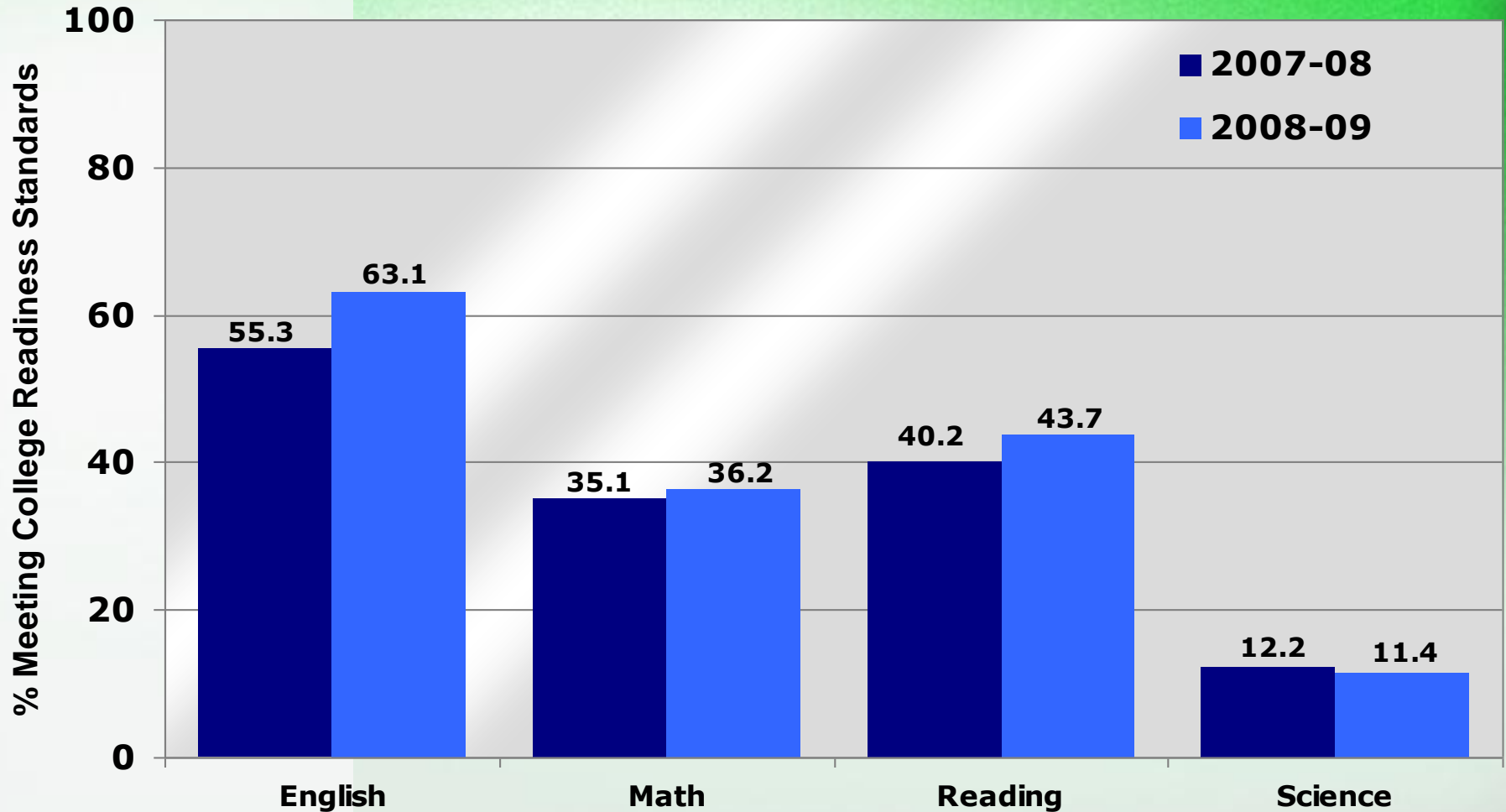
Program Outcomes



Survey Results

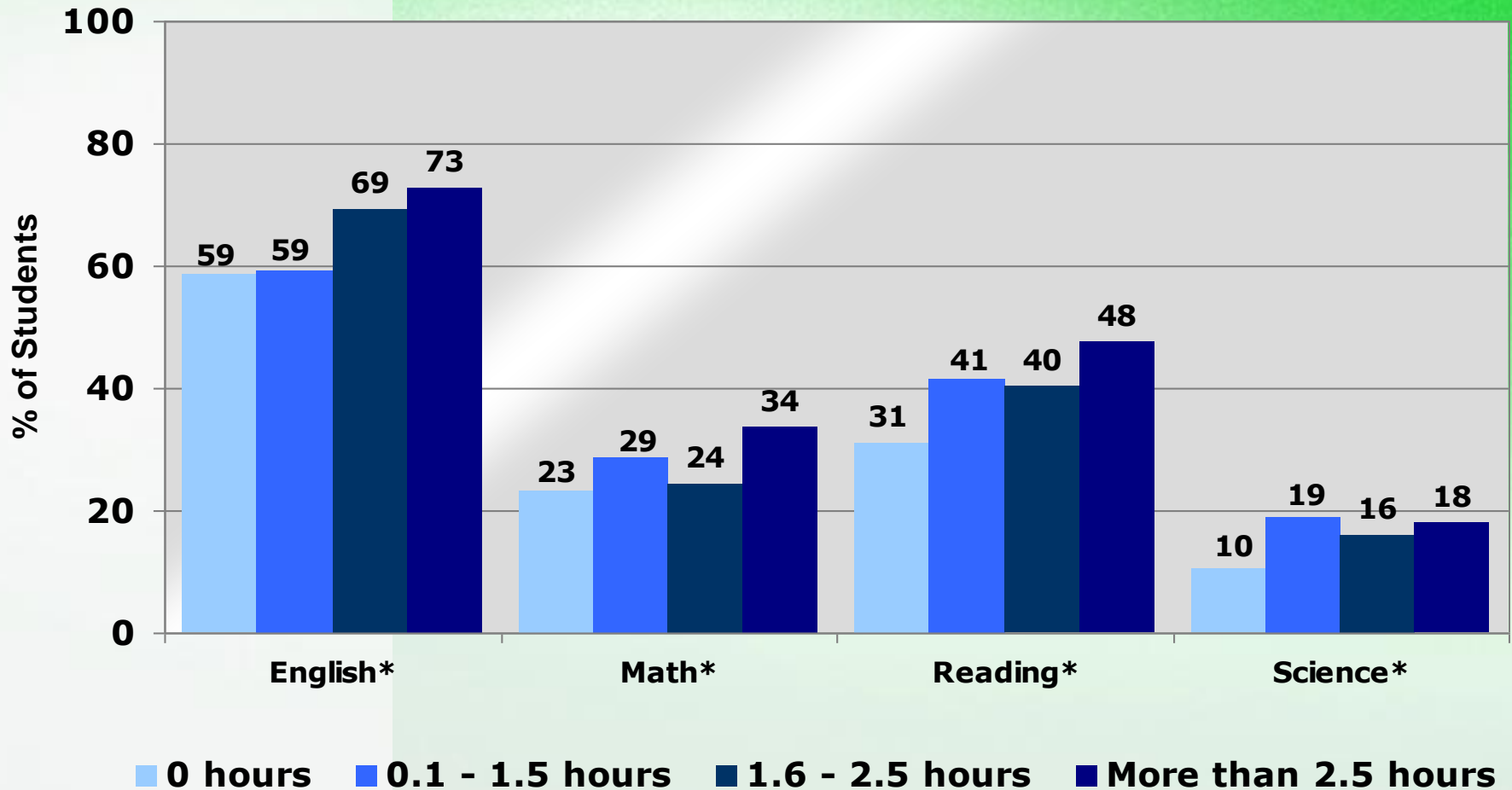


EXPLORE College-Readiness Rates



Program Outcomes

Level of Participation in Academic Enrichment Activities and PLAN College-Readiness Rates



* Significant at $p < .05$ level

Keys to Success

Strengths in our Partnership

- Shared goals
- Communication
- Team effort
 - Collaboration of program staff & evaluators



Questions?



Decker Sanders, 208. 332.6946 , dsanders@sde.idaho.gov

Carina Davio, 208. 332.6944 , cdavio@sde.idaho.gov

Amy Kernin-Laye, 208. 332.6943 , akernin.aye@sde.idaho.gov

Darlene Cole, 858. 395.7899 , dcole@CoBroConsulting.com

Urban Pelicon, 619. 203.2047 , upelicon@CoBroConsulting.com